




DESIGN FOR MANUFACTURING (DFM) PROCESS & DESIGN CONSIDERATIONS



HOW WILL THE PART BE APPLIED?

Will the die-cut part be hand applied or use automation? If applied by hand, parts may be improved by adding extended liners, pull-tabs, etc. If the part is too flimsy to handle, does a stiffener need to be added for better handling? Will your customer need a pull-tab?



HOW WILL YOU LOCATE THE PART?

Do parts require locating holes within the part or outside the part on a liner? Could you use a groove in your part to locate the die cut?



TO WHAT DEGREE OF ACCURACY DOES THE PART NEED TO BE PLACED?

Is precise placement of finished parts necessary? Will parts fail or be ineffective if not accurately placed?



WHAT IS THE ADHESIVE WET OUT METHOD?

Do your parts require adhesive? If so, what process will you use to ensure adhesive is securely laminated to your part to avoid falling off?



HOW WILL YOU RECEIVE PARTS?

Will finished parts be distributed to you in rolls, sheets, bulk, etc.? Will parts be applied by you or will additional application be required by your customers?



HOW WILL YOUR FINISHED PART BE PACKAGED?

Is the die-cut protected so it won't fall off? Did you leave room for adhesive liner pull-tabs so they don't bend or peel off?

PUT MARIAN TO WORK FOR YOU!

Experienced Marian Representatives can help you navigate all of the choices and possibilities, providing samples, data, technical support from manufacturers, prototypes, and assembly recommendations.

MARIAN

marianinc.com