

Double-coated adhesive tape

# GA835CN



www.marianinc.com

1-800-773-0062

## Outline

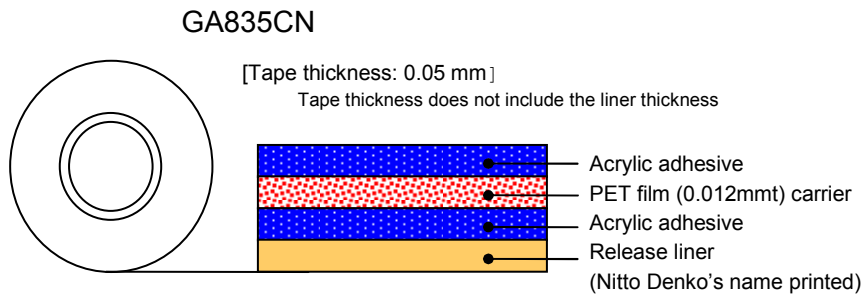
Nitto Denko's GA835CN is a double-coated adhesive tape developed for bonding various components of mobile phones.

GA835CN is ideal to adhere to plastic molding, insulation film, nameplates, foam, metal plating and various other types of films.

This tape is optimally designed to offer both superior bonding reliability and component bonding performance.

Nitto Denko GA835CN is developed by Nitto Denko (ShangHai SongJiang) Co. Ltd.,

## Structure



## Features

- Offers great initial tack and bonding.
- Provides superior bonding reliability and component bonding performance for all type of substrates.
- Proves to be highly workable.
- The six hazardous materials restricted by the RoHS directive are not compounded.

## Applications

- Bonding of metal, plastic and other various components
- Bonding display nameplates and other such applications where bonding is needed.

## Sizes

Tape thickness (mm)	Width (mm)	Standard Length(m)
0.05	5-1200	50

Other sizes may be available. Please contact us for details.

GA835CN 1/4

10-P-0244

Notes: This data represents examples of measured values, and not guaranteed values. They do not guarantee compatibility with the applications described in these documents. Please confirm compatibility with your application prior to use. We retain all rights, including copyrights, for the contents of these documents. Copying, reprinting and use for purposes other than originally intended are strictly prohibited without our prior expressed permission. Contact details are provided at the end of this document. Please do not hesitate to contact us for any inquiry.

## Properties

### ●180 degree peeling adhesive strength - Substrates listed below

Substrate	GA835CN
Stainless steel plate	10
Aluminum plate	10
Polypropylene plate	5
ABS plate	10
Acrylic plate	11
Polystyrene plate	10
Polycarbonate plate	11
Polyester film	11

(Unit: N/20mm)

Backing: PET#25

Pressure condition: 1 pass back and forth  
with 2-kg roller at 23 deg.C/50%RH

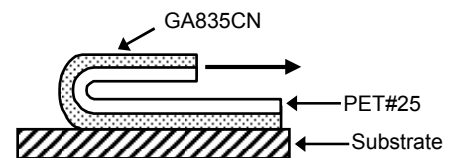
Application time: 30min

Peeling speed: 300mm/min

Peeling angle: 180 degree

Measurement condition: 23 deg.C/50%RH

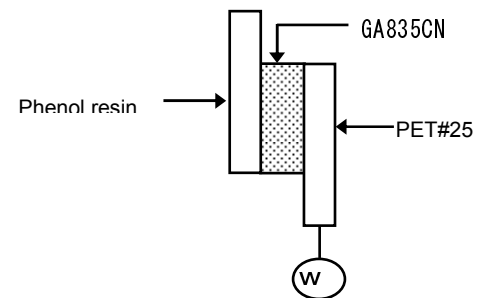
<Test method>



### ●Holding power

Temperature	GA835CN
40 degree C	0.2
60 degree C	0.3
80 degree C	0.6

<Test method>



(Unit : mm/hr)

Sample size:10mm x 20mm with PET#25 backing

Substrate: Phenol resin plate

Pressure condition: 1 pass back and forth with 5-kg roller at 23 deg.C/50%RH

Measurement temperature: 40, 60, 80deg.C

Loading:4.9N (500g)

Measurement time:1h

[www.marianinc.com](http://www.marianinc.com)

1-800-773-0062

GA835CN 2/4

10-P-0244

Notes: This data represents examples of measured values, and not guaranteed values. They do not guarantee compatibility with the applications described in these documents. Please confirm compatibility with your application prior to use. We retain all rights, including copyrights, for the contents of these documents. Copying, reprinting and use for purposes other than originally intended are strictly prohibited without our prior expressed permission. Contact details are provided at the end of this document. Please do not hesitate to contact us for any inquiry.

## Properties

● Shearing strength - Substrates listed below

Substrate	GA835CN
Stainless steel plate	350
Aluminum plate	300
ABS plate	250
Polypropylene plate	250
Polystyrene plate	250

(Unit: N/20mmx20mm)

Sample size: 20mm x 20mm

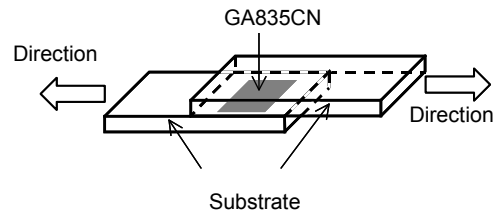
Pressure condition: 1 pass back and forth with 5-kg roller

Application condition: 23 deg.C/50%RH

Application time: 30min at 23 deg.C/50%RH

Shearing speed: 50mm/min

Measurement condition: 23 deg.C/50%RH



[www.marianinc.com](http://www.marianinc.com)

1-800-773-0062

GA835CN 3/4

10-P-0244

Notes: This data represents examples of measured values, and not guaranteed values. They do not guarantee compatibility with the applications described in these documents. Please confirm compatibility with your application prior to use. We retain all rights, including copyrights, for the contents of these documents. Copying, reprinting and use for purposes other than originally intended are strictly prohibited without our prior expressed permission. Contact details are provided at the end of this document. Please do not hesitate to contact us for any inquiry.

## Precautions when using

---

- Remove all oil, moisture and dirt from the surface of the substrate before applying.
- The tape employs pressure sensitive adhesive. Be sure to apply pressure with a roller or press when applying. Not enough to do so could affect properties or appearance.
- The tape may not adhere well to significantly uneven or distorted surfaces. Level off the surface as much as possible before applying.
- It takes some time before the tape exhibits its full adhesive strength. Allow the tape to set for several hours before placing in a position or using in a manner that places stress on the tape.

## Precautions when storing

---

- Be sure to keep the tape in packaging box when not using.
- Keep in a cool dark place not exposed to sunlight directly.

## Safety precautions



### WARNING

- Make sure the product is suitable for the application (objective and conditions) before attempting to use.
- The tape may come off depending on the substrate to or conditions under which it is applied.
- Be sure to use in combination with another method of bonding when used in places to that could lead to an accident.

Published October 2013



[www.marianinc.com](http://www.marianinc.com)

1-800-773-0062

GA835CN 4/4

10-P-0244

Notes: This data represents examples of measured values, and not guaranteed values. They do not guarantee compatibility with the applications described in these documents. Please confirm compatibility with your application prior to use. We retain all rights, including copyrights, for the contents of these documents. Copying, reprinting and use for purposes other than originally intended are strictly prohibited without our prior expressed permission. Contact details are provided at the end of this document. Please do not hesitate to contact us for any inquiry.